

# SQUARES ARE NOT BAD

## ACTIVITY

8.15

**CONTENT AREA:** PERSONAL - SOCIAL

**GOAL:** UNDERSTANDING SELF AND OTHERS

### APPLICATION:

**PURPOSE:** To help students appreciate the differences in each of us.

**GRADE LEVEL:** K-2

**GROUP SIZE:** Class or small group

**TIME:** 20-30 minutes

**SPACE REQUIRED:** Classroom

**MATERIALS NEEDED:** Poster story book made from following story and illustrations.

### SUMMARY:

Create a story book using the following story and illustrations. Enlarge and make each page of illustrations fit on 8 1/2 by 11 inch paper. Make each shape a different color and use that color throughout the story. The story lines for each page can be cut and then pasted to the back of each illustration page. It would be helpful if the story book pages were either laminated or attached to heavy tag board.

#### Page 1

Here are the squares

They live all by themselves in square town.

#### Page 2

Here are the circles

They live all by themselves in circle town.

#### Page 3

Here are the triangles

They live all by themselves in triangle town.

#### Page 4

Here are the rectangles

They live all by themselves in rectangle town.

#### Page 5

The squares do not like the circles. The circles do not like the triangles. The triangles do not like the rectangles. The rectangles do not like the squares.

They do not like anyone but themselves. They think the others are stupid, and lazy, and mean, and BAD!  
BAD! BAD!

The squares say this: "If you want to be smart, and beautiful and good, you must have four sides exactly the same. If you don't have four sides exactly the same, then you are stupid, and ugly, and BAD! BAD!  
BAD!"

The circles say this: "If you want to be smart, and beautiful, and good, you must be perfectly round. If you are not perfectly round, then you are stupid, and ugly, and BAD! BAD! BAD!"

The triangles say this: "If you want to be smart and beautiful and good, you must have only three sides. If you do not have three sides then you are stupid, and ugly, and BAD! BAD! BAD!"

The rectangles say this: "If you want to be smart, and beautiful and good, you must have two short sides exactly the same, and you must have two long sides exactly the same. If you do not have two short sides and two long sides, then you are stupid, and ugly, and BAD! BAD! BAD!"

Page 6

One beautiful summer day the little square and little circles and little triangles and little rectangles went outside to play....BUT NOT TOGETHER!

While they were playing, a terrible thing happened. The little circles were playing on the top of a hill. Some of them slipped and went rolling down the hill. Faster and faster they rolled to the very bottom of the hill where the little rectangles were playing.

Page 7

The rectangles were very angry. They thought the circles were very bad to roll into the rectangles very own playground. They called the circles bad names and threw rocks at them. The circles were frightened. The squares and triangles heard the yelling and crying. They ran as fast as they could to see what was happening. They started yelling and throwing stones. There was more and more noise and more and more crying. IT WAS TERRIBLE!

Page 8

At last one of the rectangles became so angry that the rectangle leaped into the air and came down right on top of the circles. Oh, wonder of wonders! Everyone was absolutely quiet. No one said a word! They just looked, and looked, and looked.

They rectangles and circles had made a wagon! A lovely, beautiful wagon!

Page 9

And then everyone became excited! They all wanted to make something!! The squares and circles made a train. A triangle made the smokestack. Some little circles made smoke.

Page 10

Triangles and rectangles made some trees.

Page 11

They all worked together and made a lovely house. They made things that were pretty. They made things that were fun. Everyone had a wonderful, marvelous, beautiful time.

When it was time to go home. They all sang a little song:

WE ARE GLAD! GLAD!  
BEING DIFFERENT....IS NOT BAD!

And they sang it all the way home!

---

After telling the story to the students, discuss what the squares, circles, triangles, and rectangles learned, and end with the song.

FOLLOW-UP ACTIVITY: Students could be divided into groups of four. In each group, one student is given 4 squares, another student is given 4 circles, etc. etc. Have each group create a picture using all the figures.


**SOURCE:**

Estee Stene  
Elementary Counselor  
Sioux Falls Public Schools  
Sioux Falls, SD.

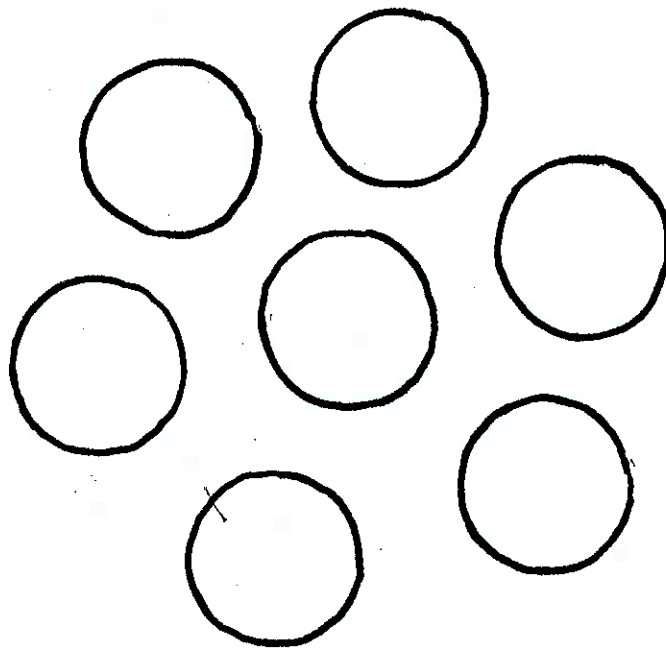
**DELIVERY METHOD:**

- Guidance Curriculum
- Individual Planning
- Responsive Services
- System Support

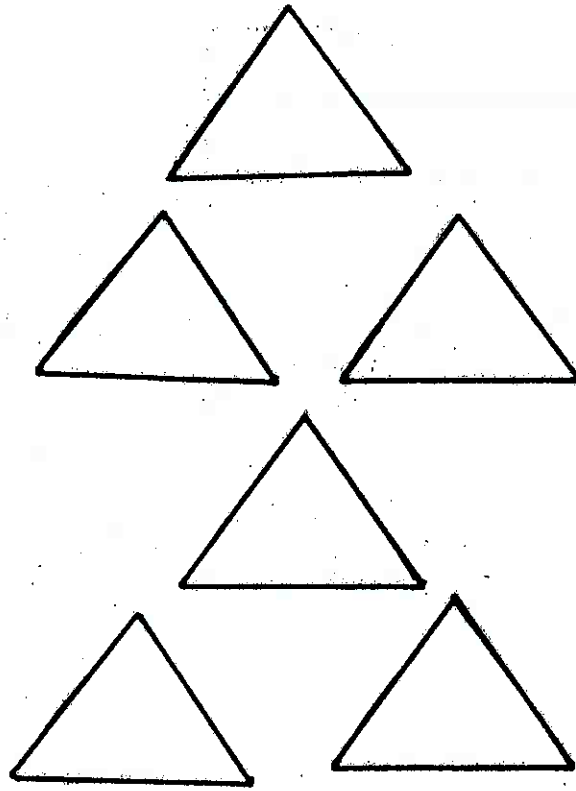
PAGE 1




PAGE 2





PAGE 3








PAGE 4




PAGE 5



PAGE 6



PAGE 7



PAGE 8

